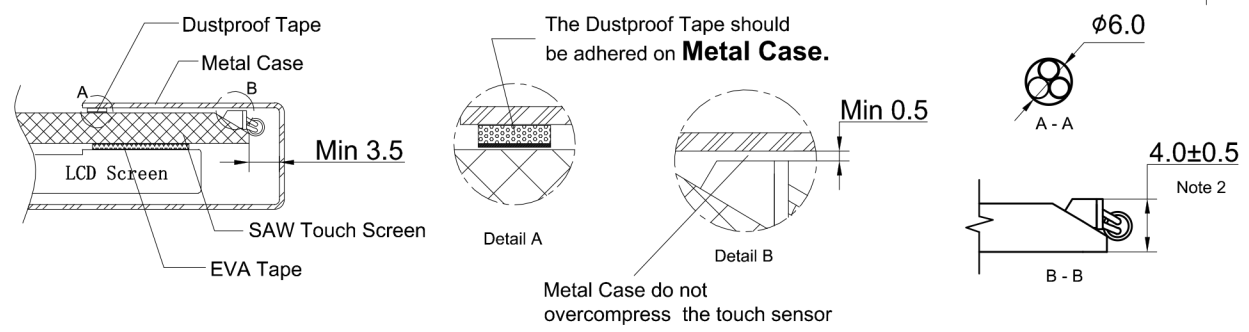
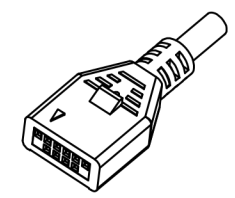
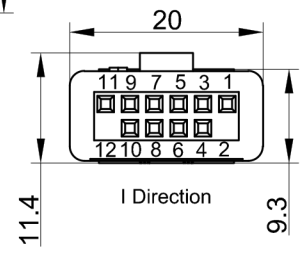
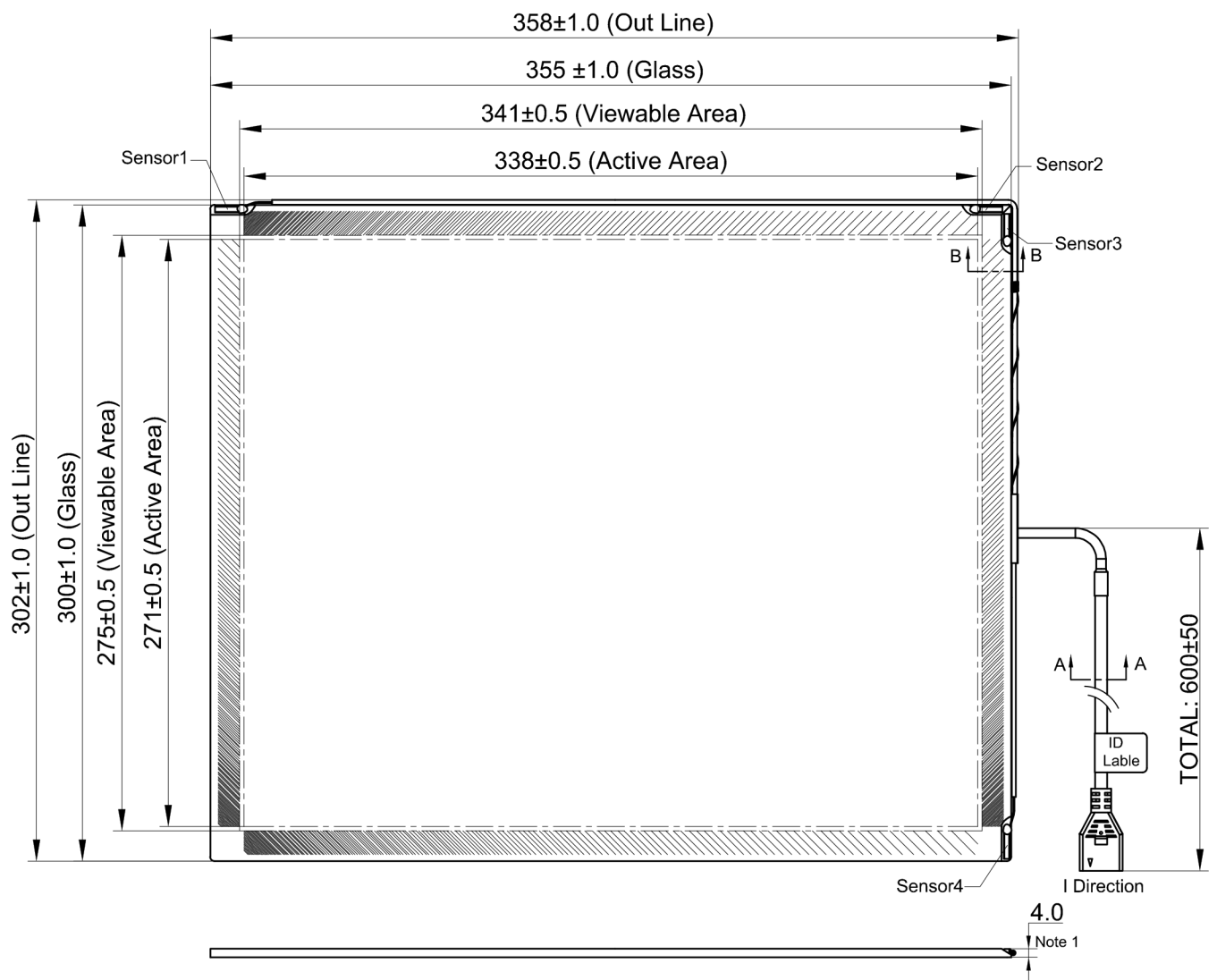


P/N	Glass Thickness ^{Note 1}	Sensor Height ^{Note 2}	Types of Glass
CTBxxxX-4F	4.0 ±0.2	4.0 ^{+0.5} _{-0.5}	Clear
CTBxxxX-6F	6.0 ±0.2	6.0 ⁻⁰ _{-1.0}	Clear
CTBxxxX-3F	3.0 ±0.2	3.0 ^{+1.5} _{-1.0}	Clear
CTBxxxX-4FG	4.0 ±0.2	4.0 ^{+0.5} _{-0.5}	ANTI-GLARE
CTBxxxX-6FG	6.0 ±0.2	6.0 ⁻⁰ _{-1.0}	ANTI-GLARE
CTBxxxX-3FG	3.0 ±0.2	3.0 ^{+1.5} _{-1.0}	ANTI-GLARE

CONNECTION CHART		
PIN	SIGNAL	Insulation Color
1	Ground	Overall Shield
2	KEY	
3	Y Receive +	BLUE
4	Y Transmit +	BLUE
5	Y Receive -	BLACK
6	Y Transmit -	YELLOW
7	Ground	INNER SHIELD
8	X Transmit -	GREEN
9	X Receive -	WHITE
10	X Transmit +	RED
11	X Receive +	RED
12	KEY	



Product Name: 17" SAW touch screen		
Product No.		
Sign	Unit	Material
A0	mm	Glass
Drawing No.		Rev
Sheet 1 of 1		1.0